

AirTight C-75 Access Point

Dual band, dual concurrent radio 3x3:3 MIMO 802.11ac Wi-Fi with 24/7 wireless intrusion prevention (WIPS)

Designed for High Performance

The AirTight C-75 is an enterprise grade MIMO 802.11ac access point with dual concurrent 5 GHz and 2.4 GHz band radios supporting 802.11a/n/ac, 802.11b/g/n, three spatial streams, and data rates of up to 1.3Gbps and 450 Mbps, respectively.

The AirTight C-75 is ideal for delivering high performance in enterprise environments with state-of-the-art Wi-Fi clients or where distinct applications need to run on separate radios or frequency bands. Examples include dedicating the 5 GHz radio for mission critical VoIP and 802.11ac clients and using the 2.4 GHz radio for data communication and guest traffic.

The device operates on AC power or can be powered using the prevalent 802.3af PoE standard without any loss of 802.11ac functionality or requiring expensive infrastructure upgrades to PoE+ (802.3at).

The AirTight C-75 removes the security tradeoffs often associated with upgrading to 802.11ac with the industry's only fully integrated 11ac wireless IPS capabilities.

The C-75 AP can monitor 2000 active wireless devices, providing the scalability

required to support the increasing density and diversity of Wi-Fi devices associated with the Internet of Things.

Software Configurable Operation

Customers can choose from multiple modes of operation:

- **Dual AP:** 5 GHz 802.11ac access on one radio and in 2.4 GHz 802.11n on the other radio
- **Dual AP with Background WIPS:** 5 GHz 802.11ac access on one radio and in 2.4 GHz 802.11n on the other radio with background wireless monitoring in both bands
- **Dedicated Overlay WIPS:** Dedicated 24/7 wireless threat protection for both 5 GHz and 2.4 GHz bands to protect any wired or wireless network

Internal Antennas

The C-75 access point includes internal antennas to provide high performance operation with minimal visual impact. The device can be mounted horizontally on ceilings or vertically on walls.

KEY FEATURES

- Dual band, dual concurrent radio 3x3:3 MIMO 802.11ac Wi-Fi
- Up to 450 Mbps for Radio 1
- Up to 1.3 Gbps for Radio 2
- Both radios can operate at full capacity using 802.3af PoE or on AC power
- 365/24/7 dual band protection from wireless threats as a WIPS sensor or background WIPS scanning in AP mode
- Multiple SSIDs and VLANs per AP
- Integrated firewall, traffic shaping, QoS controls, and spectrum load balancing per SSID
- Multiple guest access options with captive portal and walled garden support
- Wi-Fi analytics and performance monitoring
- Support for wireless mesh networking



Stay Secure with Industry's Top Rated WIPS



Consistently rated at the top, AirTight is the only WIPS vendor to ever receive Gartner's highest "Strong Positive" rating for Wireless LAN IPS. The AirTight WIPS is powered by several patented techniques to accurately and automatically detect, locate and block wireless threats before they compromise your network.

The AirTight C-75 includes the industry's only 3 stream 802.11 ac, "IoT-ready" security. Using behavior-based threat detection, AirTight protects your network from the ever increasing numbers of Wi-Fi enabled devices and wireless threats without the delay and ineffectiveness of signature-based security solutions.

- Patented Marker Packet™ techniques for accurate Rogue AP detection
- 24/7 monitoring of up to 100 VLANs
- Most comprehensive protection from all types of wireless threats, including Rogue APs, Soft APs, Honeypots, Wi-Fi DoS, Ad-hoc networks, Client misassociations, and Mobile hotspots
- Reliable over-the-air or on-wire prevention
- Accurate location tracking
- Equally effective with or without managed LAN switch infrastructure

Value Added Services Power Your Business

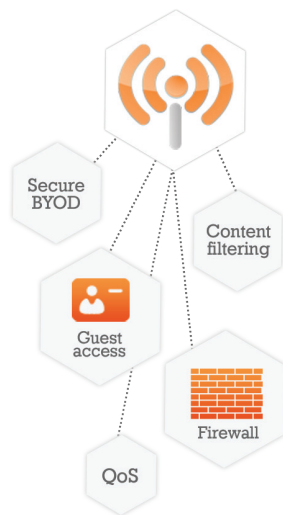
More than just a basic Wi-Fi access platform, AirTight offers an innovative suite of value added services for easy provisioning and secure operation plus location-based services and customer engagement tools. AirTight's Mojo Studio includes a WLAN and WIPS management console, a guest manager app with built-in Wi-Fi analytics, 'preflighted' access point templates to simplify configuration, and BrandBuilder™ a splash page designer for creating custom end user experiences.

Controller-less "Intelligent Edge" Architecture

AirTight's next generation controller-less architecture eliminates the cost, complexity, and inefficiency of traditional controllerbased WLAN solutions. Instead of making APs tunnel data traffic to a central controller and rely on it for availability of many Wi-Fi and WIPS functionalities, AirTight APs switch data locally and are capable of operating independently in a "stand-alone" mode, even if the connectivity to the management server is lost, e.g., if the WAN link to the Cloud goes down.

Purpose-built and plug-and-play AirTight APs provide WLAN intelligence at the edge of the network.

- Multiple SSIDs and VLANs per AP
- Built-in firewall, content filtering, traffic shaping, and QoS controls per SSID
- Guest access with customizable captive portal and walled garden
- Wi-Fi analytics and performance monitoring
- BYOD policy enforcement with automatic device fingerprinting and onboarding
- Support for wireless mesh network



Plug-n-Play Deployment; Centrally Managed

AirTight APs automatically connect and synchronize with the AirTight management server whether hosted onsite or in the Cloud, enabling true plug-and-play deployment at remote locations in minutes without the need for local configuration or IT support.

Whether using 10 APs or 10,000 APs, the entire deployment can be managed from a single HTML5 console.

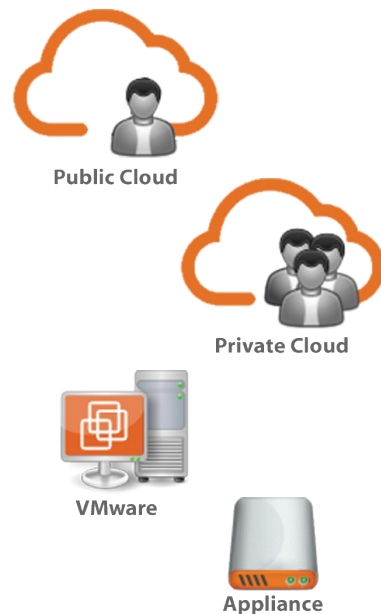
AirTight's unique hierarchical, location-based architecture lets administrators easily organize, manage and secure a complex topology of network devices the way they organize their business—based on various logical contexts such as geography, ownership (corporate vs. franchisee), multiple brands, and others.



Capex or Opex; Onsite or Cloud

AirTight's robust cloud architecture is infinitely scalable and on-premise deployment options include virtual servers and appliances that easily integrate with your existing network.


AirTight provides different pricing models including full OPEX, full CAPEX or a combination to meet your budget. All features are included without any licensing costs.



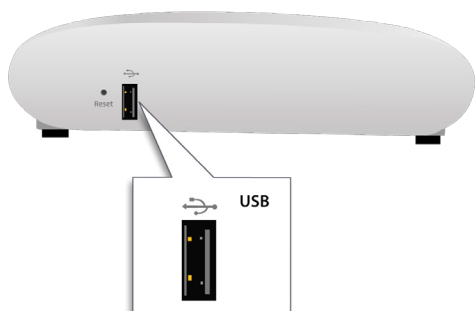
Physical Specifications



Front View



Rear View



Side View

Property	Specification
Physical Dimensions	177mm × 155mm × 42mm
Weight	0.82 lb. (0.37 kg)
Operating Temperature	0°C to 40°C (32°F to 104°F)
Storage Temperature	-40°C to 70°C (-40°F to 158°F)
Humidity	5% to 95% non-condensing

Port	Description	Connector Type	Speed/Protocol
Power	This is a 12V DC input jack that can be used to power the device.	3.5 mm barrel	N/A
Console	To establish 'Config Shell' terminal session via serial connection.	RJ-45	RS 232 Serial Bits per second: 115200 Data Bits: 8, Stop Bits: 1 Parity: None Flow Control: None
LAN1	Gigabit Ethernet port used to connect to the wired LAN and communicate with the AirTight Cloud or Server. This port can also be used to power the device using the 802.3af Power over Ethernet (PoE) standard.	RJ-45	10/100/1000 Mbps Gigabit Ethernet 802.3af Class 0 PoE PoE input voltage: 48V
LAN2	Gigabit Ethernet port that can be used for wired extension for an SSID.	RJ-45	10/100/1000 Mbps Gigabit Ethernet

Port	Description	Connector Type	Speed/Protocol
Reset	Reset to factory default settings	Pin-hole push-button	Hold down and power cycle the Sensor to reset
USB	Not In Use	Not In Use	Not In Use

Wi-Fi Specifications

Frequency, Modulation, and Data Rates

IEEE 802.11b/g/n			
Frequency Band	Scanning	Transmission	
	All regions	USA & Canada (FCC/IC)	Europe (ETSI)
	2400 ~ 2483.5Mhz	2400 ~ 2473.5Mhz	2400 ~ 2483.5Mhz
Modulation Type	DSSS, OFDM		
Data Rates	Up to 450 Mbps (MCS 0-23) with automatic rate adaptation		
Antenna	Integrated modular high efficiency PIFA omnidirectional antenna		

IEEE 802.11a/n/ac			
Frequency Band	Scanning	Transmission	
	All regions	USA & Canada (FCC/IC)	Europe (ETSI)
	4.92 ~ 5.08 GHz 5.15 ~ 5.25 GHz 5.25 ~ 5.35 GHz 5.47 ~ 5.725 GHz 5.725 ~ 5.825 GHz	5.15 ~ 5.25 GHz 5.25 ~ 5.35 GHz 5.725 ~ 5.825 GHz	5.15 ~ 5.25 GHz 5.25 ~ 5.35 GHz 5.47 ~ 5.725 GHz
Dynamic Frequency Selection	DFS and DFS2		
Modulation Type	OFDM		
Data Rates	Up to 1.3 Gbps (MCS 0-9) for 11ac with automatic rate adaptation Up to 450 Mbps (MCS 0-23) for 11n with automatic rate adaptation		
Antenna	Integrated modular high efficiency PIFA omnidirectional antenna		

Maximum Transmit Power

For 5GHz

MCS Index	Transmit Power(dBm)
802.11a (legacy)	
6Mbps	18
36Mbps	18
48Mbps	18
54Mbps	17
802.11n HT20 (legacy)	
MCS 0,1,2,3,4,8,9,10,11,12,16,17,18,19,20	18
MCS 5,13,21	18
MCS 6,14,22	18
MCS 7,15,23	17
802.11n HT40	
MCS 0,1,2,3,4,8,9,10,11,12,16,17,18,19,20	18
MCS 5,13,21	18
MCS 6,14,22	18
MCS 7,15,23	17
802.11ac 256QAM VHT80	
3/4 Code Rate	15
5/6 Code Rate	14

For 2.4GHz

MCS Index	Transmit Power(dBm)
802.11g (legacy)	
6Mbps	20
54Mbps	18
802.11n HT20 (legacy)	
MCS 0/8/16	20
MCS 7/15	18
MCS 23	17
802.11n HT40	
MCS 0/8/16	20
MCS 7/15	17
MCS 23	16

Note: The actual transmit power will be the lowest of:

- Value specified in the Device Template
- Maximum value allowed in the regulatory domain
- Maximum power supported by the radio

Country-Wise Max Transmit Powers (dBm)

Countries	2.4GHz	5Ghz
Australia	20	23
Canada	30	23
Israel	20	20
Japan	20	20
UAE	20	17
USA	20	23

Receive Sensitivity

For 5GHz

MCS Index	Receive Sensitivity
802.11a (legacy)	
6Mbps	-90
36Mbps	-77
48Mbps	-74
54Mbps	-72
802.11n HT20 (legacy)	
MCS 0,1,2,3,4,8,9,10,11,12,16,17,18,19,20	-90
MCS 5,13,21	-73
MCS 6,14,22	-71
MCS 7,15,23	-70
802.11n HT40	
MCS 0,1,2,3,4,8,9,10,11,12,16,17,18,19,20	-86
MCS 5,13,21	-69
MCS 6,14,22	-68
MCS 7,15,23	-67
802.11ac 256QAM VHT80	
HT20 MCS 8 @ 3/4 Code rate	-59
HT20 MCS 9 @ 5/6 Code Rate	-57
HT40 MCS 8 @ 3/4 Code Rate	-56
HT40 MCS 9 @ 5/6 Code Rate	-54
HT80 MCS 8 @ 3/4 Code rate	-53
HT80 MCS 9 @ 5/6 Code Rate	-51

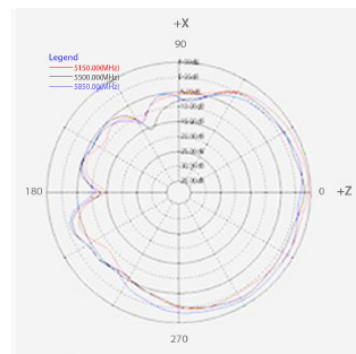
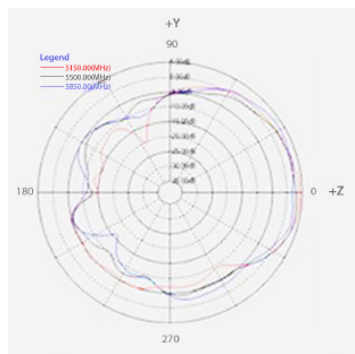
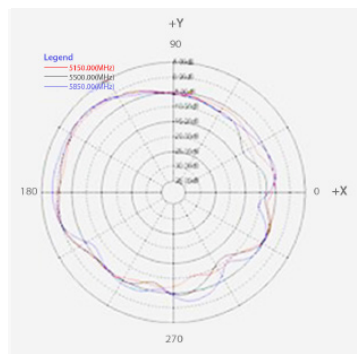
For 2.4GHz

MCS Index	Receive Sensitivity
802.11g (legacy)	
1Mbps	-95
6Mbps	-91
11Mbps	-87
54Mbps	-74
802.11n HT20 (legacy)	
MCS 0/8/16	-91
MCS 7/15/23	-70
802.11n HT40	
MCS 0/8/16	-87
MCS 7/15/23	-67

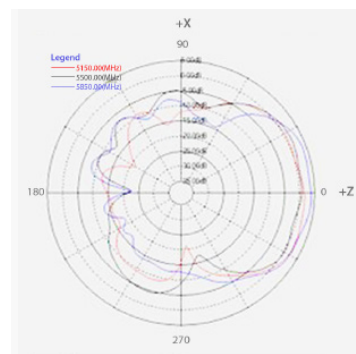
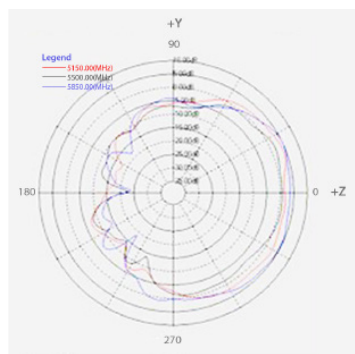
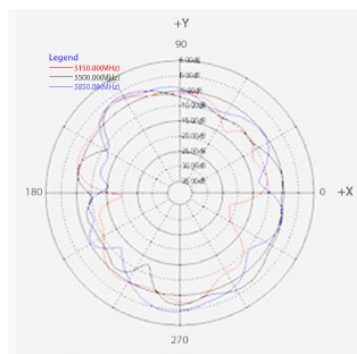
Internal Antenna Radiation Patterns

5 GHz

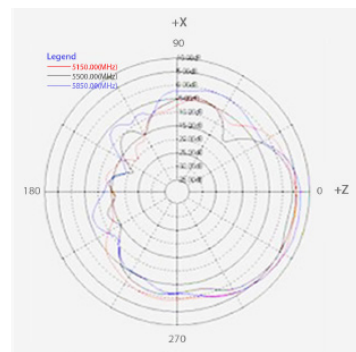
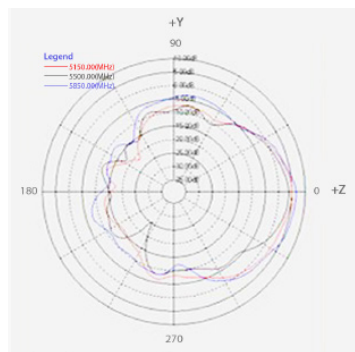
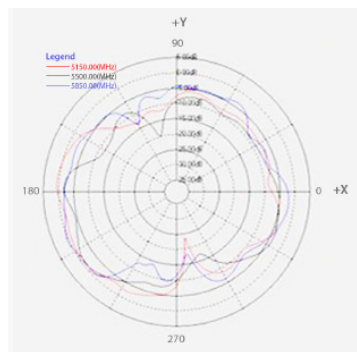
Antenna 1



Antenna 2

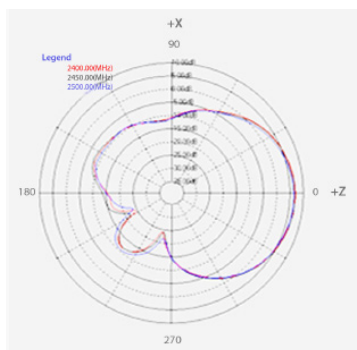
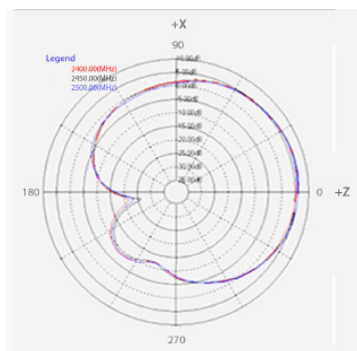
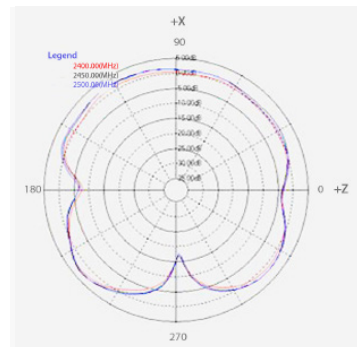


Antenna 3



Antenna 1

Antenna 1



Regulatory Specifications

RF and Electromagnetic

Country	Certification
USA	FCC
Canada	IC
Europe	CE Countries covered under Europe certification: Austria, Belgium, Denmark, Finland, France, Germany, Greece, Ireland, Italy, Luxembourg, Netherlands, Portugal, Spain, Sweden, UK, Switzerland, Norway, Iceland, Poland, The Czech Republic, Hungary, Estonia, Latvia, Lithuania, Malta, Cyprus, Slovakia, Slovenia.

Safety

Country	Certification
USA	UL, UL2043
Canada	cUL
International	CB (based on IEC standards)
European Union (EU)	Directive 2002/95/EC, RoHS



Comprehensive Cloud-Managed Wi-Fi

AirTight Networks, Inc.
339 N. Bernardo Avenue #200, Mountain View, CA 94043
T +1 (877) 424-7844 T (650) 961-1111 F (650) 961-1169
www.airtightnetworks.com | info@airtightnetworks.com

Datasheet: AirTight C-75 Access Point [Doc ID: ATN-DS-0314-001-01-EN]

Copyright © 2014 AirTight Networks, Inc. All rights reserved.

AirTight is a registered trademark of AirTight Networks, Inc. AirTight Networks, AirTight Networks logo, AirTight Cloud Services, AirTight WIPS and AirTight Wi-Fi are trademarks. All other trademarks are the property of their respective owners.